

The SPPC

Perspective



November 2025

Photo by John Brown

Highlights in this issue...

- | | | |
|--|---|--|
| <ul style="list-style-type: none">➤ About the Cover Image➤ Focus Topics➤ Nature Walk➤ Imlay City Fireworks➤ SPPC Before the Shot | <ul style="list-style-type: none">➤ Metamora Balloons➤ Upstate New York Waterfalls➤ Black and White Photography | <ul style="list-style-type: none">➤ Through the Lens of Humanity➤ Photo Tips & Techniques➤ ... and much more |
|--|---|--|

Table of Contents

Page 1	About the Cover Image
Page 2	Focus Topics
Page 2	SPPC Nature Walk
Page 3	SPPC Imlay City Fireworks
Page 4	SPPC Before the Shot
Page 5	SPPC Metamora Hot Air Balloon
Page 5	SPNC Party at the Ponds
Page 5	SPPC Upstate New York Waterfalls
Page 7	SPPC Black and White Photography
Page 7	SPPC Through the Lens of Humanity
Page 8	SPPC Halloween on Tillson Street
Page 10	Letter from Member
Page 10	David Cross Photo Summit
Page 11	Photo Tips
Page 12	GDCCC Update
Page 13	SPPC Activities and Events

SPPC Members,

Currently, we are having meetings in person at Seven Ponds Nature Center on the 1st and 3rd Friday of each month.


Keep checking the [7 Ponds Photography Club Website](#) for updates on upcoming meetings.

11-21-2025 2026-2027 SPPC Board Member Elections

1-2-2026 – First Friday Competition meeting @ 7pm

1-16-2026 SPPC Holiday Kickoff 6-9pm @ Seven Ponds Nature Center


1-24-2026 - 2026 GDCCC Annual EOY Banquet @ 11:00 AM - 3:00 PM



SPPC is looking for members to help in the following areas:

- ✓ Judge our monthly GDCCC competitions.
- ✓ Newsletter Contributions – submit articles on trips, techniques or product/gear reviews to germaine.sppc@yahoo.com
- ✓ Bring individually wrapped snacks.
- ✓ Setting up or taking down tables and chairs.
- ✓ Lead a photo outing, or fun shoot.

Email 7pondsphotoexpo@gmail.com to volunteer.



About the cover photo

Congratulations to John Brown for a beautiful image of the Ambassador Bridge & Gordie Howe International Bridge. According to John, this panorama is a five-image bulb exposure that was photo merged, cropped and adjusted for exposure in Photoshop. The image was taken at Ralph J Wilson Park, Detroit Riverwalk.

Image details: (5 images)

Date Taken: 2025-10-27 @ 06:16 am

Camera: Canon EOS 90D


Focal Length: Canon 135mm EF28-135

Aperture: f/8

Shutter: 32 sec

Thanks, John, for sharing a beautiful image 😊

Remember to post your images on the [Seven Ponds Shared Images Facebook page](#). The cover image for each issue is selected from club members that post.



Focus Topics – 2025

Focus Topics are reviewed and discussed on the first Friday meetings after the club photo competition is judged.

All focus topic images need to be uploaded to spnc.photoclubservices.com.

Images should be entered via our website in Focus Topics. Use tab at top of page {competitions} (Submit Image to Competition) {Focus Topic}

For [links](#) to great examples and descriptions of the Focus Topics – see the [slide presentation](#) put together by Kristin and Shannon.

Focus Topics are a fun way to challenge yourself to “thinking outside of the box” and just trying something different. Of course, you are always welcome to share an image from a previous focus topic or one that you would especially like to talk about. Critiques are not given unless the image author says they would like suggestions from the group.


Month	Due	Topic
January	12/31/2024	Holidays
February	2/5/2025	Light Painting
March	3/05/2025	Zen Photography
April	4/3/2025	Mirrors and Other Reflections
May	4/1/2025	Levitation Photography: Defy Gravity
June	6/4/2024	Unexpected Contrast
July	7/16/2024	Photograph Emotions
Aug	7/30/2024	Composites and/or Monochrome
Sept	9/3	Tell A Story
Oct	10/1	New Twists on Cliches
Nov	11/5	Catch the Uncatchable
Jan '26	12/31	Holidays

There is only 1 Focus Topic review left this year but keep watching for next year’s list to be posted after the Kickoff.



SPPC Nature Walk – 7-4-2025

Group Leads: Kristin Grudzien & Shannon Hintz




While many were enjoying a nice picnic or vacation to celebrate the 4th of July, several members gathered to walk the grounds and enjoy a beautiful day photographing at Seven Ponds. This has turned into an annual event where people come to enjoy a nice evening stroll together on the nature center trails, do a scavenger hunt of photos and see what can be found.



photo by Kristin Grudzien



photo by Shannon Hintz



SPPC Imlay City Fireworks Fun Shoot – 8-8-2025

Group Lead: Stu Davis

What would summer be without some fireworks to enjoy. Stu let the group know about the fireworks at the Eastern Michigan Fair Grounds in Imlay City. This was a fun shoot where members, friends and family could come and enjoy the fireworks and get some help photographing, if needed, from other members there.

Fireworks can be photographed with cell phones, mirrorless or DSLRs. Below are some tips –

- **Stabilize** with a sturdy tripod.
- Use a **cable release or wireless remote** to avoid camera shake.
- Activate **Long Exposure Noise Reduction**.
- Shoot in **highest resolution**, preferably RAW.
- opt for **low ISO** around 200.
- Start with an **aperture of f/11**.
- Use **Bulb (B) mode** for shutter control; capture full bursts or multiple bursts in one shot.
- Disable autofocus; **manually set focus to infinity**.
- Add **foreground elements** for depth and context.

- Have **extra batteries** on hand for long exposures.


Check out [this link](#) or [this one](#) (targeted just for iPhone) for more tips.



photo by Kristin Grudzien



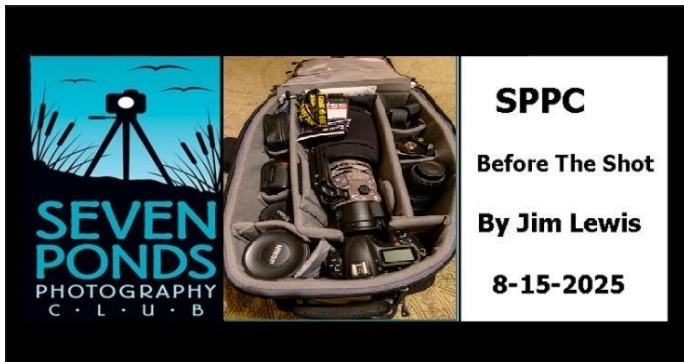
photo by Kristin Grudzien



SPPC Before the Shot 8-15-2025

by **Jim Lewis**

story by Kristin Grudzien



Jim Lewis spoke to us regarding preparing for a photo shoot and that using thorough checklists is essential for a successful and enjoyable photo shoot.

Highlights from his talk included:

Separate your lists by category to ensure no critical item is overlooked, and your day runs smoothly. For your camera equipment, you'll want to include your camera, lens options best suited to your subject, filters, memory cards, extra batteries, and remote triggers. When preparing your accessories, consider backgrounds, light boxes, smoke machines, tripods, tripod weights, extra bulbs and batteries for accessories, and any additional lenses such as a fisheye or specialty lens if you plan to use one.

For camera preparation, make sure you store your camera serial number safely on your phone in case you need to prove ownership for police reports, border crossings, or insurance claims. Always ensure your camera firmware is up to date for compatibility, clean your camera and lenses, and fully charge your batteries before the shoot. Supporting gear includes extra clothing, rain gear, chairs, blinds, snacks, food, water, other drinks, sunscreen (which should be kept away from camera gear), sunglasses, bug spray, and any other essentials you think may be needed—add everything to your lists.

Before traveling, research the local laws for your shooting location, as rules for remote transmitters

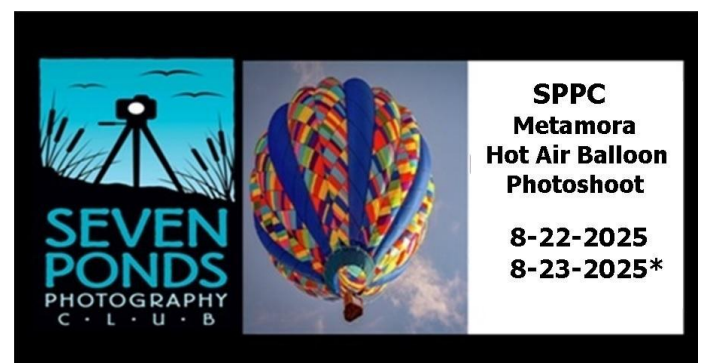
and drone use can differ by region and country. Always carry documentation for your gear when traveling, especially if crossing borders. Know your subject and do your homework in advance: reflect on what worked or didn't work from previous shoots, photograph your setup to make future planning easier, and take notes on forgotten items to refine your lists. Research your location for parking options and distance from your car, considering a wagon or stroller if the walk is long, and use mapping tools to get a feel for the area ahead of time. If you're photographing wildlife, study their habits to maximize your chances of finding them.

After the shoot, download and back up your images immediately, clean camera bodies and lenses, and reset your gear to your preferred default settings so you're ready for your next photographic adventure.

Careful preparation with detailed lists and thoughtful planning turns photo shoots into smoother, more enjoyable experiences—and better prepares you to handle the unexpected.



SPPC Metamora Hot Air Balloon Fun Shoot 8-22-2025



Seven Ponds Photography Club had a group shoot at the Metamora Hot Air Balloon Festival on Friday, August 22, 2025, from 5:00 PM to 9:00 PM, with an option to join on Saturday for a self-guided photo shoot.



photomerge by John Brown

Several members were there Friday night and Saturday for lift off and also were able to enjoy the tractor pull and other fair events as well.



photo by Heather Hoey



SPNC Party at the Ponds 9-13-2025

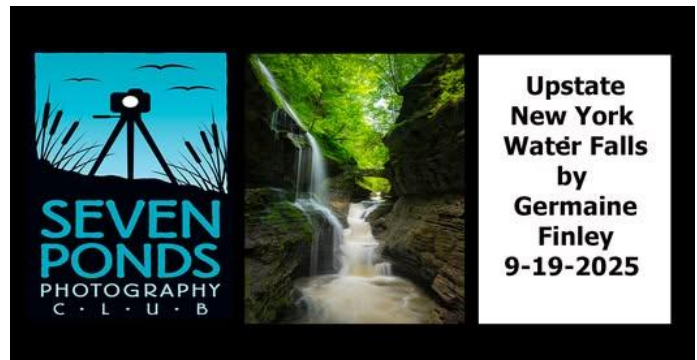
Party at the Ponds is an annual event at Seven Ponds Nature Center that is open to both members and visitors. There was a naturalist led trail walk, a bird walk, field netting (butterflies, grasshoppers & beetles), pond dipping (snails, boatman & nymphs), canoeing, critter meets, food trucks and more.

Our SPPC club had a booth at the event and had several members support the event by photographing and manning the booth to answer questions. Special thanks to SPPC Members Signed Up for this event: Tom

Harpootlian, Stu Davis, Paul Wakabayashi, and Veleta Carpenter for supporting our club and our sponsor SPNC.

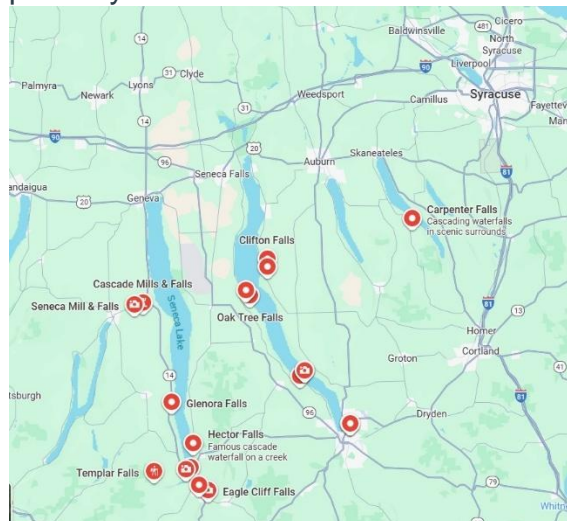


SPPC Upstate New York Waterfalls - 9-19-2025 by Germaine Finley



On the September educational meeting, Germaine talked about several waterfalls and state parks in the upstate New York area, more specifically around 2 of the finger lakes – Seneca and Cayuga Lakes.

The Finger Lakes region alone has over 1,000 waterfalls and New York State has over 2,000 waterfalls in total. This presentation highlighted a mere 14 areas each with multiple waterfalls, but hopefully showed the club enough to appreciate how beautiful the area is and possibly excited a few to visit there themselves.







Eagle Cliff Falls by Germaine Finley



Letchworth Upper Falls by Germaine Finley




Minnehaha Falls @ Watkins Glenn by Germaine Finley




Lucifer Falls by Germaine Finley




Buttermilk Gorge by Germaine Finley



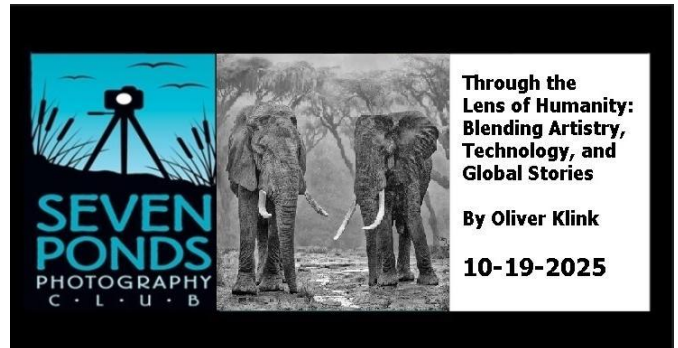
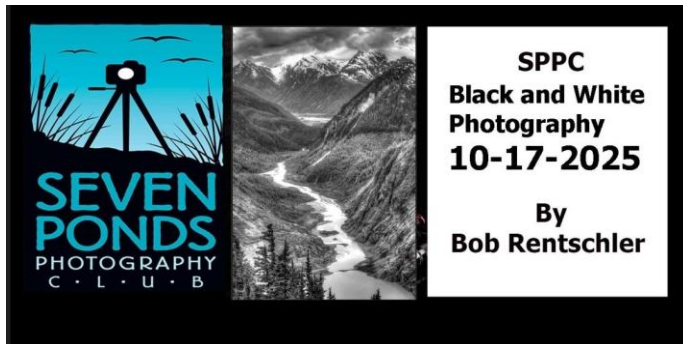
Hector Falls by Germaine Finley



SPPC Black and White Photography – 10-17-2025 by Bob Rentschler



SPPC Through the Lens of Humanity: Blending Artistry, Technology and Global Stories – 10-19-2025 by Oliver Klink



Thank you, Bob Rentschler, for your inspiring talk to explore Black and White photography via new concepts with new eyes. Bob's teaching on black and white photography focused on the artistic and technical aspects of monochrome imagery including the zone system—exploring composition, tonal contrast, lighting, and the expressive qualities of grayscale to create visually powerful photographs. During the presentation members were invited to use their cameras in Black and White mode and explore the differences between color and monochrome.



Photo by Jim Lewis of the group listening to Bob and checking their settings.

As always when Bob comes to talk to us, his presentation was full of good information. Bob Rentschler is a retired photography professor based in Michigan, best known for his role as the Photography Program Coordinator at Mott Community College in Flint, MI.

Oliver Klink is a Swiss-born fine art and documentary photographer recognized for his black-and-white imagery exploring culture, tradition, and change across the globe. Trained as both a physicist and photographer, Klink studied in Switzerland, Canada, and the United States, earning a master's degree in physics, a master's in business, and professional studies in photography. He has traveled to over 110 countries and captured the stories in his award-winning images.

Oliver shared his personal story on how some

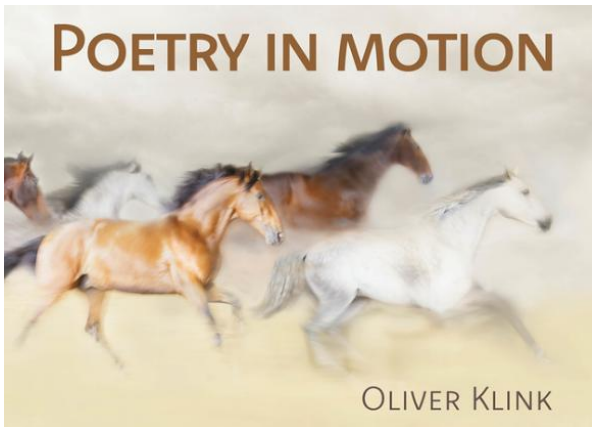


Photo by Oliver Klink

photographs take years to make, as first trust must be obtained over time from the subjects. He also emphasized the image creation process should capture the bigger

story. He also shared the complex printing process of [piezography](#). Piezography is the highest-quality, and most-archival, digital black and white ink printing system ever invented.


From capturing cultures and wildlife to creating award winning fine art books, Oliver Klink reveals how modern tools and creative vision work together to express our shared human experience and to tell powerful global stories.



Website : <https://www.oliverklinkphotography.com/>
Click on the links below to page thru his books

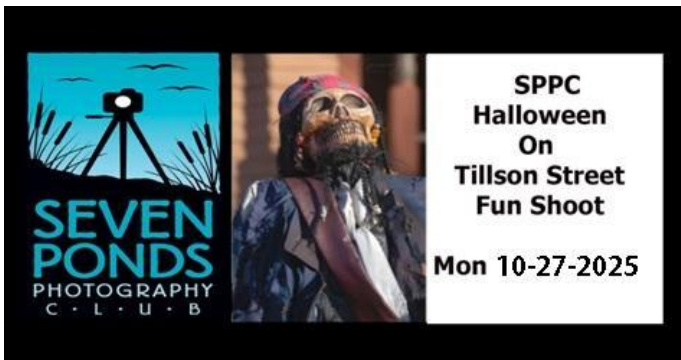
Poetry in Motion (Horse Dreams) <https://www.oliverklinkphotography.com/Poetry-In-Motion>

Cultures In Transition <https://www.culturesintransition.com/Book>



SPPC Halloween on Tillson Street Fun Shoot – 10-27-2025

Lead: *Stu Davis*



Stu was the lead again this year. We had a fun photoshoot on the famous Tilson Street in Romeo to learn new and creative ways to photograph Halloween Décor.



Photo by Valeta Carpenter



Photo by John Brown

After the shoot, members and guests gathered at the Times Square Restaurant for a delicious lunch and some socializing.



Photo by Jim Lewis



SPPC Pizza & Salad Party and Board Member Elections @ 7pm

SPPC Board Member Election Roles

The election selects 9 members to the board, and the board then works together to determine the positions:

(President, VP1, VP2, Secretary, Treasurer, Website manager, GDCCC digital and print managers, Newsletter Manager, Activities Coordinator, Trip Manager, Focus Topic Coordinator, SPNC Event Manager. Library Manager)

Retiring board members – Tina Daniels, Jim Lewis, LeeAnn McLaneGoetz, & Dale Vronch.

New board members – Rick Gunther, Heather Hoey, Ken Larsen & Paul Wakabayashi.

Thank-you for all the hard work from our retiring board members. Jim and LeeAnn have done their positions for many years, and it has been appreciated by the club! It is time now for others in the club to have the opportunity to steer the club and it will be an exciting year.

See the new positions online and later in this [newsletter](#).

New and Returning membership:

SPPC dues are \$20 for one member and \$30 for a family or two living at the same address.

Pay at a meeting: Please put due payment in an envelope with member names and emails on it.

New Members

Please welcome new members:

Rick Gunthner

Colin Osterhout

Joseph Peruzzi

Welcome to the club!

For Club Members

[Order 16" x 20" Prints for Competition from Jim Lewis](#)

1. Price is \$18.00 each includes sales tax.
2. You must size your image to 16" x 20" before uploading.
3. Prints need to be uploaded the Friday before our first meeting of the month.
4. Prints will be available for pick up on the first Friday of the month meeting.
5. Bring protection to transport your prints home.
6. Photos on this site will be deleted on the day of competition.



Letter from our member:

Below is a note from John Brown about a tragedy that affected our local camera community:

Your contribution, no matter the size, will make a meaningful difference. I wish to share this "Instagram" post. – John Brown

During my travels I stop by local camera shops, and I am always welcome here. Friends, as you know Billmeier Camera is a small family run business. My dear wife Julie is my number one helper. My bonus daughter Katelyn runs the photolab and our lifelong friend miss Kelly does picture framing and answers many, many phone calls etc. While my wife's family was at church on Sunday there was a shooting no doubt you may have heard. My beloved father-in-law was killed. He did not suffer and is at peace with Jesus in heaven. For this we take solace. The rest of our family members lives were spared. Others, not so lucky. Please keep them in your thoughts and prayers.

With all of that said, all of our services will be affected understandably. I will be in and out taking care of things. Julie and Kate... we will see. So, I just ask for your patience and understanding.

Miss Kelly will be holding down the fort as best she can. Just remember she's not a camera repairman, nor Sales expert or lab technician.

But she as always will do her best to help. We obviously still need your business. It's honestly been a tough year as it is. If you need any hardgoods, bags, straps etc. Please come in and buy something. We still have bills to pay even when our hearts are broken.....

Thank you, friends! I have received many messages from you expressing your love. Thank you! It means so much!

With love from our family to yours. Hug yours, tomorrow is never promised.....

Terry <https://fentoncamera.com/>

Craig Hayden lost his life while helping another during the tragic shooting at the Church of Jesus Christ of Latter-Day Saints in Grand Blanc, Michigan, on September 28, 2025. There is a [GoFundMe](#) to help his wife of over 50 years manage the expenses she now faces alone.



David Cross PhotoSummit

Write-up by LeeAnn McLaneGoetz



A Moment to Notice. A short exercise in seeing before photographing from Daniel J. Gregory,

"Photography isn't a race to capture what's out there. It's an invitation to understand who you are"— Daniel J Gregory

Before you create your photograph:

1. Pause Before you grab the camera, stop. Breathe. Let your eyes wander. Don't search for a subject, just observe.
2. Notice the Obvious What did you see first? Was it the light, color, shadow, texture, or gesture?
3. Find the Forgotten Look again. What hides at the edges or in the quiet parts of the scene?
4. Ask Yourself these two questions What does this moment feel like? What story might this frame tell?
5. Compose Without Shooting Move. Reframe. When it feels right, pause again.
6. Make One Frame but ONLY ONE.

Later, ask: Does it show what I felt, or only what I saw? Reflect •

What changed when you slowed down?

What surprised you?

Did you take a different picture than you expected?

Try These Variations Out for fun:

- Edges Only – Compose away from the center.
- Invisible Subject – Photograph something unseen: sound, time, absence.
- One Light Source – See how a single light changes your attention.

For more ideas - Don't forget to check out new episodes of the Perceptive Photographer Podcast every Monday on all major podcast platforms. Special edition episodes release on various Thursdays. www.danieljgregory.com



Photo Tips & Techniques

Winter Shooting Tips – (experts taken mostly from [Winter Photography Tips](#), [Snow Photography](#))

Insulation – This means for you and your camera. Use either a simple wrap like a scarf, or camera cover. You can tape hand warmers near the battery compartment to prevent the camera from shutting down from the cold. Protect your fingers!

Condensation - If you bring a cold camera into a warm environment – especially indoors, but even a tent or car – it can fog up rapidly. That can prevent you from taking pictures, especially if the fog freezes up again when you bring it back outside. The better thing to do is to leave your camera in your bag when bringing it indoors, so it can warm up slowly. *(In really cold environments, you may want to put your camera in an airtight plastic bag before bringing it inside.)*

Protect your lens– You can protect your lens from sleet & snow with a filter. A lens hood is always recommended, and it provides added protection from the weather.

Extra Batteries – Don't forget to bring extra batteries as the cold drains them quickly. Store the extras in an inner pocket close to your body for warmth. Try to avoid exposing your discharged batteries to the cold.

Use a stable tripod with spiked feet – Spiked feet will provide extra grip.

Dress for cold – Gloves!!! *(invest in fold back gloves or touch sensitive tips, glove liners also are good)*, Boots – insulated, waterproof, good grip – consider ice cleats if walking on a frozen lake or exploring ice caves *(my experience says that is worth it)*, Backpack – choose one with top or side zippers for easy access with gloves.

Leverage Reflective Quality of Snow – While the reflective quality is frustrating at times, use it to reduce shadows and soften harsh shadows in portraits.

Explore Negative Space – Snowy scenes with a single subject will evoke a sense of isolation.

Frame your scene with frost or ice – Use frosted windows, iced branches as a natural frame.


Watch your Exposure! – Your camera wants to make the snow grey. Use exposure compensation (+1 or 2) to ensure white snow. Watch your histogram to avoid blowouts.

Incorporate Off Camera Flash – Winter light can reduce contrast, use an off-camera flash to create separation between your subject and background. *(Some ideas include: Capture snowflakes-Use a fast shutter speed and off-camera flash to freeze falling snow in mid-air or Experiment with backlighting-Use the sun behind your subject for dreamy rim light and let your flash fill in the face, Snow Portrait-Place the subject with their back to the sun for a beautiful rim light effect. Position the flash at a 45-degree angle to their face for flattering directional lighting)*

Macro Opportunities – Snowflakes, frozen water bubbles, frosted leaves, ice bubbles under a lake or stream

Astrophotography in Winter – Nights are clearer and great for capturing the Aurora, meteor showers or nebulas.

Stay Safe, Stay Warm, Experiment and Have Fun!



GDCCC Updates

2025 GDCCC International Detroit Exhibition - closed for entries on November 8, 2025.

Six Sections:

- Open Color
- Open Monochrome
- Nature General
- Photo Travel General
- Photo Journalism General
- Scapes

All judging completed by: 06 Dec. 2025
Score reports sent by: 13 Dec. 2025
Awards mailed by: 04 Feb. 2026
On-Line gallery posted by: 27 Dec. 2025
On-Line catalogs posted by: 04 Feb. 2026

Awards in each Section:

PSA Gold Medal (Best of Show)
1 GDCCC Gold Medal
1 GDCCC Silver Certificates
1 GDCCC Bronze Certificates
3 Judge's Choice Certificates

GDCCC September 7th, 2025 – Renaissance Festival Outing



The GDCCC is expanding social outings and in September, Lightchasers Photographic Society led a fun shoot at the Renaissance Festival Celebration of Cultures and Creativity (Steampunk, Pirates, and World of Dance). Good photo spots were pointed out, members from various clubs laughed and walked around together and overall, had a good time. I highly recommend going to a GDCCC social outing as great ideas are shared and friendships are built. — *Photos by Germaine Finley*



GDCCC October 26th, 2025 – Cranbrook Academy of Art Outing

The Greater Detroit Camera Club Council, Motor City Camera Club, and Procam sponsored an event where the first 15 people to sign up would have the opportunity to trial a lens. Everyone was able to roam the Cranbrook grounds, socialize, explore the Japanese Gardens and Art Museum. The group found lots of photo opportunities, warranting a return trip.

Look for more GDCCC Social Outing and Education Classes Next Year 😊


2026 GDCCC Annual Banquet - Mark your Calendars 1-24-2026

See Kristin Grudzien for tickets at our January meetings.

Time: 11:00 AM - 3:00 PM Cost: \$45

Location: Club Venetian Hall -29310 John R Road, Madison Heights Mi

**See Kristin @ the 1/2/2026 or 1/16/2026*



SPPC Activities and Events

Upcoming Events

11-21 - 2026-2027 SPPC Board Member Elections

1-2-2026 1st Friday meeting @ Seven Ponds @ 7pm

1-16 2026 SPPC Holiday Kickoff 6-9pm @ Seven Ponds Nature Center

1-24-2026 - 2026 GDCCC Annual EOY Banquet @ 11:00 AM - 3:00 PM

Cost: \$45

Location: Club Venetian Hall

29310 John R Road, Madison Heights

Upcoming Virtual Workshops

[B&H Event Space \(Free Webinars\)](#)

[Hunts On-Line Classes](#)

Free Training

12/6/2025 - Lighting for Photography Class
with Cliff Hausner [Register](#) \$29.99


12/8/2025 - The Challenges and Benefits of Winter Photography by Henry Doyle,
organized by the GDCCC & Hunt's Photo & Video, @ 7:00-8:30 p.m

[f64 Free Photoshop Tutorials](#)

[Photoshop Training Channel Tutorials](#)

Self-guided Trips

Nov 14-Dec 28	Winter at the Station
Nov 22 – Jan 4	Wild Lights
Nov 28-30, Dec 4-7, Dec 11-14, Dec 18-23 & Dec 27-30	Meadow Brook Hall Winter wonder lights
Nov 28-30, Dec 6,7,13 & 14	Holly Dickens Festival & Lighted Parade
Nov 24- Jan 18	Rochester Big, Bright Light Show
Nov 22- Dec 21 (Saturdays & Sundays)	Santa's Reindeer Farm
Dec 7 @ 2pm	Metamora's Horse & Carriage Holiday Parade
Dec 4-7, 12-14, 16-23 & 26-28	Holiday Nights @ Greenfield Village
Nov 24- Jan 3	ENLIGHEN at Meijer Gardens
Feb 11-15	Michigan Ice Festival @ Munising



About SPPC

The Seven Ponds Photography Club, formed in 2009, the club was created to promote the advancement of photography as an art. The purpose of the club is to bring together like-minded people who are dedicated to the advancement of their skills by association with other members, through the study of the work of others and through spirited and friendly competition. The club exists to offer opportunities for all to share knowledge within the club and in the community, through exhibitions and programs that excite interest in the knowledge and practice of all branches of photography.

We meet the 1st and 3rd Friday of the month at 7:00 PM at Seven Ponds Nature Center

Visitors are always welcome at our meetings.

President	Paul Wakabayashi
Vice President 1	Bobbie Lewis
Vice President 2	Shannon Hintz
Secretary	Pending LeeAnn to assist till 1-5-2026
Treasurer	Pending LeeAnn to assist till 1-5-2026
SPPC Website	Rick Gunthner
Digital Projection Division Manager(s)	Germaine Finley, Kristin Grudzien
Print Division Manager(s)	Kristin Grudzien
Competition Printing	Jim Lewis
Focus Topic Manager	Kristin Grudzien
Trip Manager(s)	Germaine Finley
Trip Manager(s)	Pending (Need confirmation)
Face book Manager	Jim Lewis
Fund Raiser Manager	Shannon Hintz
SPPC Classes *new position	Jim Lewis
SPNC Activities Coordinator	Pending (Need confirmation)
SPPC Newsletter	Rick Gunthner
SPPC Room Setup	Ken Larson



Contact Information

Website <https://spnc.photoclubservices.com/>

Email 7pondsphotoexpo@gmail.com

Facebook <https://www.facebook.com/SevenPondsPhotography>

Address 3854 Crawford Road



Seven Ponds Photography Club is a proud member of the [Photographic Society of America](#) & [Greater Detroit Camera Council](#)