

# SPPC Perspective

The Seven Ponds Photography Club, formed in 2009, it was created to promote the advancement of photography as an art. The purpose of the club is to bring together persons of like mind who are dedicated to the advancement of their skills by association with other members, through the study of the work of others and through spirited and friendly competition. The club exists to offer opportunities for all to share knowledge within the club and in the community, through exhibitions and programs that excite interest in the knowledge and practice of all branches of photography.

## SPPC Members,

Currently, we are having meetings in person at Seven Ponds Nature Center on the 1st and 3rd Friday each month.

Keep checking the [7 Ponds Photography Club Website](#) for updates on upcoming meetings.

**11/18/2022** – Club photo competition & last meeting of 2022

**12/3/2022** – [Holiday Auction and Christmas Party @ Seven Ponds](#)

**1/6/2023** – [Club Kickoff Meeting](#) 6-9pm @ Seven Ponds Nature Center  
Catered Meal  
Tickets are \$20 per person  
*\*Check the link for more updates*

**1/28/2022 - GDCCC EOY Banquet**  
11am-3pm @ Club Venetian, Madison Heights

Tickets are \$40/person and cash bar

If you are interested, please contact me for tickets @ [germaine.sppc@yahoo.com](mailto:germaine.sppc@yahoo.com). I will bring tickets to our club kickoff in January.

## Member Spotlight – Tina Daniels



This month's spotlight is member **Tina Daniels**. Tina is one of our Club Trip Managers and part of the Seven Ponds Photography Club Board helping to guide the club with interesting ideas for outings and lectures. She somehow finds time to organize various photo outings like the Caseville Witches Outing, Flower Shoots

@ Ankley Farms, Dow Gardens, and others for the club while also working long hours. Tina is a Clinical Nurse Manager for Non-Invasive Cardiology for Henry Ford Hospital, a demanding and emotionally taxing job. Tina said photography is a large part of her self-care and she loves getting out in nature as an escape and to recharge. In addition to photography, Tina likes to bake and is learning to become proficient at smoker cooking. Sounds like a good source for club goodies 😊. Since starting photography about 4 ½ years ago after getting her first camera as a birthday present, she has been hooked on landscape and nature photography. She has both a website, [Whiskey Birch Studios](#), to sell her art and uses Instagram to keep her friends and followers updated.

When I asked Tina how she had found out about our club, she said she and her husband David were checking out the Seven Ponds Nature Center about 5 years ago and ran into then member Ward McGinnis, who told them about the club. Tina joined both the Nature Center and the photo club, and we've been happy to

have her part of the club since then. She enjoys the educational emphasis in the club and members helping members. Tina remarked how our own Stu Davis inspired her and impressed her with his knowledge. He always had practical and low-cost solutions to common photography issues. Did you know you can create your own tripod leg cushions? He told Tina instead of the high cost pads (~\$50), use pre slit pipe insulation (ie KFlex) to fit around the tripod leg and then you can also wrap it with duct tape; this comes in many patterns now from camo to butterflies (~\$7). He also told her about a practical solution to protect your camera from the rain. Use a Ziploc bag. Cut a hole in the end of the bag and stick your lens through it and rubber band around the end of the lens to hold it in place. This might not last for a lot of outings but it's a great low cost and easy rain cover. He even handed out to anyone that wanted one, a small section of pool noodle with a split in it to go over your window as a practical answer to shooting from the car and needing to stabilize your lens. Yes, you can use a more expensive solution but it's cool to think out of the box to solve every day photography needs. Getting a good foundation in photography and how your camera works is important but most




Photo by Tina Daniels

important per Tina, "find a mentor". Find someone you can go to for advice and ideas that will both challenge you and encourage you to think outside of the box.

When asked about a memorable photography experience, Tina remembered the emotion she had when taking a photo in the fog at Grand Haven Lighthouse. It was a moment where she really felt connected to the moment in nature.

I always ask what famous photographer has inspired the person I am interviewing. I love to find out about both old and new photographers that are inspiring our members and to then look them up myself. For Tina, the answer was Camille Seaman. The name sounded familiar, and it should. I had a book by her "Melting Away", that was a gift several years ago. She is a Native American, conservation and nature photographer. Her photographs have been published in National Geographic Magazine, Italian Geo, German GEO, TIME,

The New York Times Sunday magazine, Newsweek, Outside, Zeit Wissen, Men's Journal, Seed, Camera Arts, Issues, PDN, and American Photo among many others. Her photographs have received many awards including: a National Geographic Award, 2006; and the Critical Mass Top Monograph Award, 2007. She is a TED Senior Fellow, Stanford Knight Fellow as well as a Cinereach Filmmaker in Residence Fellow.



Camille Seaman strongly believes in capturing

*Tabular Iceberg at Dawn on the Solstice in the Weddell Sea, Antarctica 22 DEC 2021 By Camille Seaman*

photographs that articulate that humans are not separate from nature. Her essays along with her photos show a such a strong connection to nature and the moment she is sharing which comes across in her photography. Check out her [website \(https://www.camilleseaman.com/\)](https://www.camilleseaman.com/) for some amazing photographs. The more I read about Camille, the more I could see why Tina connected with her. Here is a quote from a TEDBlog interview with Camille, I think it sums up what Tina was trying to tell me as well:

*"My grandfather, a Shinnecock Indian, raised me to know that you cannot be a whole person without touching — we call it touching, but it means experience — the four directions. And the four directions represent your innocence, they represent your wisdom, they represent growth, they represent the sacred. And you must, if you want to grow into a full — or what we call beautiful — human being, you have to visit these directions. Whether you take that literally, like I have, to travel, or in some more local way, one must experience. And so, I honor that by doing what I do — by being open to experience and possibility."*

Thank-you Tina for the inspiration.



## LOCATION FEATURE – Pohl Bison Farm & Deerfield County Park

Article and photos by Tina Daniels



We spent a wonderful weekend at the [Pohl Bison Farm](#) located in Rosebush Michigan. Our hosts for the weekend were Jim and Krista Pohl. They very

graciously came out to meet us and offer any assistance as we began setting up our Tiny House for the evening. The farm and camping sites are very spacious and quiet. The entire atmosphere was very relaxing and tranquil.



The next morning, we were thoroughly entertained by Jim's stories of working with the Bison over the years.

He told us about one of the Matriarch female Bisons that had passed away that week and how the rest of the herd came by to pay their respects. Her calf had only one more month to be weaned and he was hoping it would be watched over by the other female Bison in the herd. Jim also showed us the newest addition to the herd. A tiny cinnamon colored calf that stayed close to his mother.



Surrounding the multiple pastures were electric fences that seemed to keep us at peace more than the Bison. Jim explained if the Bison

started charging, no electric fence would keep them from breaking through if they really wanted to break out.

Jim also told us about his close calls with charging Bison when he needed to take hay out to their pens. He

reminded us, these are wild animals, and he needs to be on guard every time he goes into their pasture holding. We were fortunate enough to be there early in the morning when he went into their pasture holding to deliver their hay. He kept a close watch of them and moved quickly to put the hay into the holders.



Krista took us on a guided tour of the property, and we saw the other pasture holdings for younger Bison and those awaiting the roundup taking place later in October. Upon our return from the guided tour, we went into the gift shop and were amazed at the variety of Bison meat for purchase. We opted for Bison patties and Bison Bacon and Cheddar Cheese Bratwurst.

I am hoping to return to this pleasant farm to continue to learn about the majestic animal and photograph these beautiful creatures.

### Deerfield County Park


During our visit to Rosebush MI, we found a wonderful



Isabella County Park named [Deerfield County Park](#). There was a modest day pass charge of \$6 to enter the park. Once inside, we were greeted with multiple trails, gold courses, sheds and beautifully maintained lazy streams and creeks that added character to the area.

Upon our small hike, we found a swinging suspension bridge dangling over a shallow creek bed. It made me pause more than once when it began to bounce with each step. Needless to say, we were grateful when we finally got across!





There were a few flowers still growing on the side of the trail and I had to snap a few photos of them!! The trail was a sandy soil mix and was a somewhat flat terrain. The trees were starting to change their colors and I can only imagine their beauty once they had fully changed for the season.



As a bonus, Mike Moats was there before the inside event and shot some macro photos with the group

outside on the Seven Ponds grounds.

Below are some candid member shots taken by LeeAnn:



Tina Daniels



Harry Davis & the rest of us



Winner of Mike Moats October Membership Raffle was **Germaine Finley** and **Margaret Larsen** for the November Membership Raffle.

**Congratulations, Germaine, and Margaret!**

### SPPC - 10-07-2022 Flowers and Fall Décor Fun Shoot



Photo by Germaine Finley

To celebrate fall, several members brought flowers and various fall décor setups to Seven Ponds for all to photograph. Jim setup a photo station with

lighting and several of us setup our subjects there for some

well-lit images. Jim and Mark Byrnes offered advice on lighting as well. Thanks Mark and Jim, it was educational and fun to work with tools we don't normally have access to.



We used both zoom and macro lenses for the event and there were lots of topics to shoot – loose flower heads, peacock feathers, pumpkins, mums, fall leaves, flower arrangements, fall mugs, fake sunflowers, corn husks. There were lots of subjects to inspire us.



John Brown & Stu Davis



Stu with a tail & Ken Larsen

### SPPC – 10/20/2022 - GDCCC Print

#### Competition Judging @ Seven Ponds Nature Center

This year, we were able to host a GDCCC monthly print competition at Seven Ponds and show off our location.



We had Seven Ponds and Halloween themed treats for all judges and members



from visiting clubs. Bette Kenward hand painted some delicious cookies with our logo and some in the shape of a camera. It was a long trip for many (especially the visiting Windsor club) but they all expressed a big thank you to our club. Next year, we will be scheduled in the Spring to host another print competition. If you missed this one, you might want to attend in the Spring as it is very informative to see a council level judging along with their feedback.

**SPPC – 10/22/2022 Photography Workshop with Steve Gettle: Birds of Prey, Howell Michigan**



*Archimedes by Kristin Grudzien*

Some of us had to wait since spring to attend this session. Our spring session had been cancelled due to high winds, but Steve Gettle still gave us a nice presentation and the Nature Center gave us lunch and showed several ambassador birds. Fast forward to fall and the gang was back plus a few more

club members. We had great participation with 7 members attending.

It was bright, sunny, and warm. A very comfortable fall day but not the best for photography. However, Steve had worked with the Center to place the birds with nice backgrounds and added some colorful berries and foliage by some of the birds.



*Bobbie shooting Igor*

We had several birds of prey to shoot – Archimedes (Great Horned Owl), Gilley (Barn Owl), Tamale (Rufus Red Tailed Hawk), Rufus (Non-rufus Red Tailed Hawk), Igor (Turkey Vulture) and Odin (Broad Winged Hawk).



*Gilley by Kristin Grudzien*

Steve Gettle presented a new and informative photography lecture called Behind the Image - Finding your own Unique Creative Vision. The presentation explained what went into taking some of his nature photographs. Special setups with flashes, triggers, dioramas, flower lures, reflection pools, and more. There is a lot that goes into getting the distinctive shot. At the conclusion of his talk, a buffet lunch was served.

Each year, the [Howell Nature Center](#) rehabilitates and releases thousands of injured or orphaned animals back into the wild. These fundraisers are vital to their operations! The Birds of Prey photo shoots are their second largest fundraiser. The Howell Nature Center receives 100% of all funds generated by this event and all proceeds go directly to wildlife. Checkout [Steve Gettle's website](#) for blogs, photo tours & workshops or look for this event again next year.

**SPPC – 10/24/2022 The Terror on Tilson Street Halloween Photo Op**



*Photo by Roman Tornopilsky*

We had a pretty good turnout for the Tilson Street shoot with 9 members meeting on a Monday morning to walk and shoot the famous Halloween decorations of Tilson Street in Romeo Michigan. Even though

some of us have seen the street in previous years, there is always something new to see and new ways to capture the setups. Try HDR, try a wide angle, or zoom in tight, add some special effects in Photoshop or Photo Editor or just find some special detail to focus on. Comparing angles and fun



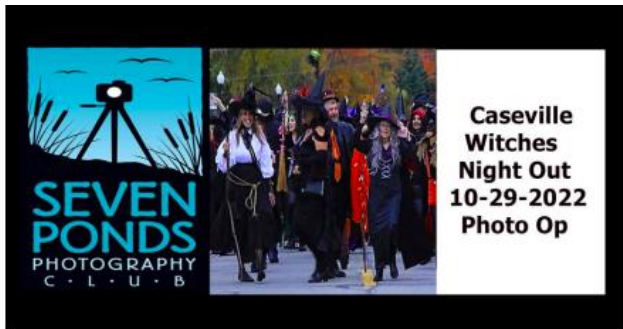
conversation made for a great walk up and down the street. There seemed to be a little contention between the residents and disrespectful visitors last year and we noticed more fencing to prevent people from trampling the lawns and some houses skipped decorating (I think in protest). I do hope things work themselves out for the better and this tradition will continue.

After shooting all morning, the group went to Times Square Restaurant for lunch. The weather was so warm we all decided to eat outside.



*Pictured – Germaine Finley, Stu Davis, Larry Ludwicki, Leeann McLaneGoetz, Ken Larsen, John Brown, Wilma Forry and Roman Tornopilsky.*

## SPPC – 10/29/2022 Caseville Witches Night Out



A few club members made it to Caseville for the annual Witches Night Out Parade and fun around town. Merchants and Restaurants were open and offering up treats, special deals, and a whole lot of hocus-pocus fun!



*Photo by Kristin Grudzien*

Tina, Bobbie and Kristin were dressed for the part and unknown to them, Roman was also at the event.

There even was a Witch Walk at the

end. As a bonus for photographers, several local witches posed for pictures. Looks like a good time was had by all. If you missed it this year, try to catch this spooky annual event next year.



*Photo by Tina Daniels*



*Photo by Roman Tornopiksky*

## SPPC – 11/4/2022 - Travel Photography by **SONY**

Travel Photography is a great way to bring others along on your adventures without having to pay for their plane tickets! There is a big difference between vacation snapshots and travel photography. Sony Tech Rep., Barrett “Bear” McGivney, covered the basics of travel photography from the best gear to bring with you, to the different photographic genres that fall under “travel photography”, tips on how to shoot them, and recommendations what to do before and during your trip.

Some of Bear’s recommendations for travel gear:

- Lenses = 24-70 mm, 100-400mm, 55 mm prime
- Camera backpack
- Lightweight tripod (Carbon fiber recommended)
- Cleaning toolkit – blower, lens pen, wipes
- Power bank
- Extra batteries
- Extra Memory cards
- Multitool
- Filters and step-up rings (don’t need filters for each size lens). *Note: some photographers recommend a Filter system like NiSi*
- Extra storage device (portable HD)

He reminded us about what to do before you go on the “trip of a lifetime”.

- Research your destinations for good locations and times for events like sunrise/sunset/tides/weather
- Download helpful apps like PhotoPills or Photo Ephemeris for the above research
- Look at other photographers work as inspiration and ideas before you go. Bear mentioned a few to check out ([Mike Meyers](#), [Autumn Schrock](#), [Tiffany Nguyen](#), [Lizzy Gadd](#))
- Bring the right gear for the type of photography you want to do

Once you are there, what can you photograph?

- Cityscapes: experiment with water & reflections, beware of haze, find lines & patterns, try both telephoto & wide
- Architecture: Go out several times in the day. Explore that perfect lighting, explore angles, don’t forget to include people
- Street: Don’t rely on shallow depth of field, use contrast in your scenes – ie. old & new
- Landscape: Bring filters – ND (smoothing

water), Graduated filters, include an interesting foreground

- Gardens: Overcast days are great for this, Circular Polarized Filters
- Museums: Member hours can reduce traffic, macro photography for details, place art in its environment
- Sacred Places: Use a silent shutter, look for events, include the human element but never intrude on others personal space, emphasize details

Bear brought **lots** of gear for us to look at including a compact mirrorless camera for travel – Sony **Alpha 7C**



Full-Frame Mirrorless Camera. World’s smallest and lightest full-frame camera. It has a 24.2MP Full-frame Image Sensor, interchangeable lenses

and is roughly \$1800.

The RX100 VII travel camera, 20.1 MP with a 24-200mm zoom. It is advertised as having pro level features for both still and movies and is super super tiny! Roughly \$1200-\$1400. Versatile and great for something small to have on hand when traveling light.



We even got a first view of Sony’s full-frame mirrorless **α7R IV**.



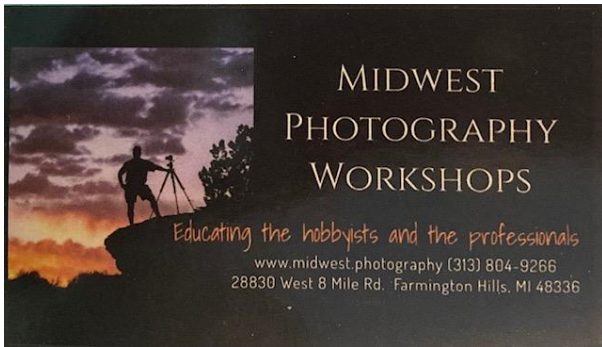
**α7R IV**  
61.0 MP  
10 fps  
ISO 32000  
Dual Image Area Shutter  
TrueFinder

Roughly \$3400. I shoot Nikon but this looked really sweet!

See [Sony’s](#) website for more gear info or support local ProCam shops to check them out in person.



**SPPC - 11-6-2022 - SPPC Outdoor  
Portraiture w/ Fill Flash and Reflectors  
#505 By: Bryce Denison - Director - [Midwest  
Photography Workshops](#)**



This one-day workshop started with a two-hour classroom session followed by a break and concluded with a two-hour shooting experience. We were able to photograph a model outdoors with tips from Bryce on settings and lighting.

Bryce started off with explaining how to make light softer and he said there were only 2 ways to do this.

- 1) Make your light source closer
- 2) Make your light source bigger

*NB: Clouds are closer to earth bringing reflected light closer than the sun and light is spread across their surface making it larger.*

He explained the best lens for portraiture is 100-105mm to create the least distortion on the face and various other portrait tips. Our model was Trisha Cola and she was very cooperative and friendly as Bryce taught us a few ways to “quantify beauty”. It was a process of technical evaluation of a face to help identify the side which would be better to emphasize in our portrait.



Which side has the fuller cheekbone, is there an ear that is lower, is the pupil of one eye larger than the other, evaluate eyebrows, lips, etc. Once we did this, we

discussed the preferred side for photographing. He also discussed the different flashes and flash shapes. When considering square vs a round flash, note that round flashes will illuminate all four corners. We learned

about diffusers, reflectors, and different types of sync flashes. Note: Economical line of sight option was a Slave Sync Flash by Wein. That ran about \$50 per unit versus a radio slave by Pocket Wizard at ~\$200 a unit. Of course, there are reasons why a professional might choose the radio trigger to avoid false firing. There was a lot of information shared with the class and then we were turned loose to photograph outside.

Bryce had setup Trish with the sunset almost full on her face with a side reflector and we could see the effect of having it and not. Bryce explained the silver/sunlight reflector was the most versatile. It was good to decide if the subject needed a cool or warm light. Most in the group used a tripod to keep with a lower ISO and an f/8 aperture but some took handheld shots and could easily use some denoising software to compensate.



It was nice to see the variety of angles and apertures that was used by the group. Here is a shot of Roman taking a closeup of Trisha.

*Photo by LeeAnn McLaneGoetz*

Who knows, you might see some of these in future competitions or the Shared Images Facebook page.



I felt it was an informative class and even I was able to get a decent portrait shot (that’s saying a lot since I have not done portraits before). You can do it, too!

*Photo Germaine Finley*



# New Members

## Please welcome new members:

Rhonda Berger, Amber Hosner, Harry Mueller, Katherina Tina Mueller, Karen Decoster, Dianne Kolpacke, Jake Vandam, Dianna Harris, Ken Larsen, Dianna Pratt, Shannon Hintz, Paul Wakabayashi, Larry Gohl, and Ryan Gomer

## Welcome to the club!

### Reminder about the library -



Photo by Germaine Finley

Don't forget about our SPPC library!!! It's located in the storage room off the meeting room. If you get a chance, stop by and take-a-look and checkout a book or pick up a magazine. There are more than fifty books in the library covering educational, informational, and art photography topics. Selected books will be set out on a table each club meeting for your perusal. If you have any questions regarding the library, contact Tim Toland. The library is accepting photography book donations see Tim Toland to donate.



See the [link](#) which is also on the website: [List of SPPC Library Books Preliminary updates in progress](#)

*Note: The library also has, from time to time, photography magazines and DVD's. These may be taken home and kept without checking them out.*



### SPPC is looking for members to help -

#### ✓ We need a videographer

Do you have expertise, or do you know someone who would be willing to volunteer to assist on a future SPPC video project?

#### ✓ Competition Judges

SPPC is looking for volunteers to judge our monthly GDCCC competitions – contact Kristin Grudzien / Germaine Finley

#### ✓ Volunteers to setup chairs, coffee, name tags, sign in for in-person meetings, clean up post meeting

#### ✓ Volunteers to bring individually wrapped snacks

### New Members Can Sign up & Pay Online


Thanks to Seven Ponds Nature Center we have the ability for new Seven Ponds Photography Members to sign up and pay online.

### [Pay Seven Ponds Photo Club Membership](#)

SPPC dues are \$15 for one member and \$20 for a family or two or more members living at the same address.

### Newsletter Content

We are always looking for members to contribute articles related to photography or club activities. Please email [germaine.sppc@yahoo.com](mailto:germaine.sppc@yahoo.com)



# SPPC - Activities and Events

## Meeting Location

Seven Ponds Nature Center

3854 Crawford Road Dryden, MI 48428-9776

The Seven Ponds Photography Club holds its meetings on the 1st and 3rd Friday of each month from 7:00 pm to 9:00 pm. All meetings are open to members and nonmembers.

## Upcoming Events

**11/24/2022 – [Thanksgiving Day Parade](#)** The Parade kicks off from the corner of Kirby and Woodward at 8:45 a.m. on Thanksgiving morning

**12/3/2022 – [Holiday Auction and Christmas Party @ Seven Ponds](#)**

**1/6/2023 – Club Kickoff Meeting**

**GDCCC EOY Banquet** will be Jan 28, 2023 11am-3pm @ Club Venetian, Madison Heights. Contact Germaine Finley for tickets. Available at the January Kickoff as well. Please do not wait longer than that as we are responsible for our pledged # of tickets.

## Upcoming Virtual Workshops

*\*\*Pre Register for classes*

[B&H Event Space \(Free Webinars\)](#)

[Hunts On-Line Classes \(Free & paid classes\)](#)

**11/22/2022 7pm EST [Let's go Cruisin': A Guide to Taking Better Custom Car Images](#)** (GDCCC sponsored)  
*\*Register in advance for this meeting*

**12/7/2022 7:00pm EST [Daytime long exposures](#)**  
*\*Register in advance for this meeting*

**12/8/2022 7:00-9:00pm EST [Mike Moats: Is Your Flower Photography Boring, Let Me Help](#)**  
*\*Register in advance for this meeting*

## Self-guided Trips

**11/19/22 – 1/8/2023 [Let it Glow Wild Lights @ the Detroit Zoo](#)**

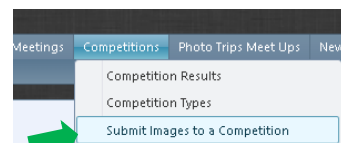
**1/1 – 12/31/2022 – [\\*Port Huron Museums](#)**  
*\*Thanks to a grant from the City of Port Huron and several corporate sponsors, all Port Huron Museum sites will offer free admission for one year. This will include the Carnegie Museum, the HURON Lightship, the Thomas Edison Depot Museum and the grounds of the Fort Gratiot Light Station.*


## Focus Topics (Review @ 1st Friday Meetings)

Sept = Circles Oct = S-Curves  
Nov=Reflections

- Photos from workshops
- Rework of previous Images
- Any Image you would like to share

Focus Topic Reviews are typically reviewed on the first Friday of the month following the assignment month, unless otherwise noted. Please send your images to [7pondsphoto@gmail.com](mailto:7pondsphoto@gmail.com), by **NOON** on the **Wednesday** before the day of the meeting or enter Focus Topics via <https://spnc.photoclubservices.com/>



Go to  and then select the current month Focus Topic.