

The SPPC

Perspective



June 2025

Photo by Tom Harpootlian

Highlights in this issue...

- About the Cover Image
- Focus Topics
- **Four Seasons of Maco by Mike Moats**
- **Visual Journeys by Eric Seals**
- Photo Tips & Techniques
- ... and much more

Table of Contents

Page 1	About the Cover Image
Page 2	Focus Topics
Page 2	Table Top Fun Shoot
Page 3	Composing Wildlife in Africa Photography
Page 4	An Introduction To 3-D Photography
Page 5	Volunteer Day
Page 6	Four Seasons of Macro
Page 7	Monthly Print Competition
Page 7	Visual Journeys
Page 11	Photo Tips
Page 12	GDCCC Update
Page 13	SPPC Activities and Events

SPPC Members,

Currently, we are having meetings in person at Seven Ponds Nature Center on the 1st and 3rd Friday of each month.


Keep checking the [7 Ponds Photography Club Website](#) for updates on upcoming meetings.

7-4-2025 – 6:30-9pm Nature Walk @Seven Ponds with Kristin Grudzien & Shannon Hinz

8-15-2025 – Aug 3rd Friday meeting – Speaker TBD (watch for an announcement)

9-19-2025 – [Upstate New York Waterfalls](#) by Germaine Finley


10-17-2025 - [Black and White Photography](#) by Bob Rentschler



SPPC is looking for members to help in the following areas:

- ✓ Judge our monthly GDCCC competitions.
- ✓ Newsletter Contributions – submit articles on trips, techniques or product/gear reviews to germaine.sppc@yahoo.com
- ✓ Bring individually wrapped snacks.
- ✓ Setting up or taking down tables and chairs.
- ✓ Lead a photo outing, or fun shoot.

Email 7pondsphotoexpo@gmail.com to volunteer



About the cover photo

Congratulations to Tom Harpootlian for a beautiful image of Thompson Falls in Gorham, New Hampshire.

Sometimes the best camera is the one you have in your hands. Don't feel your cell phone camera isn't good enough to make a nice capture. Thanks, Tom, for sharing 😊

Image details:

Camera: Motorola Moto G Power (2022)


Focal Length: 4.27 mm

Aperture: f/1.8

Shutter: 1/120s

ISO: 119

Remember to post your images on the [Seven Ponds Shared Images Facebook page](#). The cover image for each issue is selected from club members that post.



Focus Topics – 2024

Focus Topics are reviewed and discussed on the first Friday meetings after the club photo competition is judged.

Note: July is the exception due to the Fourth of July holiday – competition was pushed to 7/16.

All focus topic images need to be uploaded to spnc.photoclubservices.com.

Images should be entered via our website in Focus Topics. Use tab at top of page {competitions} (Submit Image to Competition) {Focus Topic}

For [links](#) to great examples and descriptions of the Focus Topics – see the [slide presentation](#) put together by Kristin and Shannon.

Of course, you are always welcome to share an image from a previous focus topic or one that you would especially like to talk about. Critiques are not given unless the image author says they would like suggestions from the group.

Month	Due	Topic
June	6/4/2024	Unexpected Contrast
July	7/16/2024	Photograph Emotions
Aug	7/30/2024	Composites and/or Monochrome
Sept	9/3	Tell A Story
Oct	10/1	New Twists on Cliches
Nov	11/5	Catch the Uncatchable


In March, we had a table top fun shoot at Seven Ponds with a lot of interesting items brought in by our members. We had a beautiful silver and turquoise jewelry collection, some old and unique mining stuff, brandy and glasses, antlers, a water droplet setup, artificial smoke device, cone lightbox, special backdrops, flowers, buttons, watches, shells, coins and more. Thank-you to all the members that brought in those items for everyone to share and shoot. It was fun to experiment together and compare shooting arrangements, angles and other creative ideas in approaching the table top setups. Thanks to all that showed up and made it a fun afternoon.



Jewelry photo by Germaine Finley




Light setup photo by Germaine Finley



SPPC Member Collection Table Top Fun Shoot 3-8-2025





SPPC Composing Wildlife in Africa Photography – 3-21-2025 by Paul Wakabayashi



Later in March we were treated to a special wildlife presentation by our very own Paul Wakabayashi. For those that have not seen his nature photography, it is really amazing. He is very nearly a National Geo Wildlife photo guy and we are so happy he is in our club and that he shares his photo excursions with us, as well as a lot of tips from his experiences.

In this presentation, Paul shared some wonderful big cat images from his recent trip to Kenya. He covered preparing for a shoot, shooting techniques, composition and editing.



Photo of Paul showing framing a cub with her mom's body

Paul talked about getting on eye level with your subject, looking for family interactions, back lighting or using wildlife as part of a larger landscape versus only getting a frame filling image. Experiment and get unique shots.



Photo by Paul Wakabayashi



Photo by Paul Wakabayashi



Photo by Paul Wakabayashi



Photo by Paul Wakabayashi



Photo by Paul Wakabayashi





Photo by Paul Wakabayashi



SPPC An Introduction To 3-D Photography - 4-18-2025

By: Rick Shomsky and Dennis Hanser



Photo by Dennis Hanser

At our third Friday educational meeting in April, Dennis and Rick came to our club to give us a great presentation on 3-Dimensional

photography (3-D). It was an awesome presentation with a historical tour of numerous examples of 3D, both via projection and in books and photos.

"All of the images were amazing, with each making the viewer's eye spend more time looking around the corners for more." (LeeAnn)

Rick Shomsky and Dennis Hanser are members of the [Detroit Stereographic Society](#), a local 3-D camera club. Check out their website for more information on the club, ["how-to" videos](#), gallery and exhibitions.

Dennis and Rick presented a digitally projected show of various subjects 3-D. Subjects ranged from macro to landscapes and everything in between. Flowers, bugs, animals sky diving, spelunking, national park scenes etc.

They also brought several examples of devices that are used to view 3d images, and provided various resources you can explore if you are interested in trying this type of photography.

You might not have realized that 3-dimensional photography has been around for a long time. Stereo images have been around for over 150 years. The most popular commercially produced formats have been the stereo view cards, lenticular prints, 3-D movies, and the View-Master reels. In addition, amateur

stereographers have made millions of their own 3-D images, especially since the introduction of the Stereo Realist system in 1947.

The principle behind stereo or "3-D" photography is to simulate our normal binocular vision, using two images which correspond to what each eye would normally see. This typically involves the use of a "stereo" camera, having two identical lenses separated by a distance approximately equal to the distance between your eyes. Two regular single-lens cameras mounted side-by-side can also be used, by simply activating both shutters at the same time. And for stationary subjects, *one* single-lens camera can be used, moved appropriately side-to-side to obtain the two images. Whatever the method, the resulting right and left pictures, when viewed so that each eye sees only its particular image, seem to fuse into one view having all the depth of the original scene. This technique is unsurpassed for creating images with maximum realism and impact.

This was a fun insight into a popular and growing field of photography that has lots of applications – architecture, marketing, and virtual tourism,

In addition to the Detroit Stereographic Society website, the OWL3D website ([What is 3D Photography: Equipment, Techniques, and More](#)) has in depth discussions on 3-D photography, including how to use your smartphone to create 3-D images and apps.

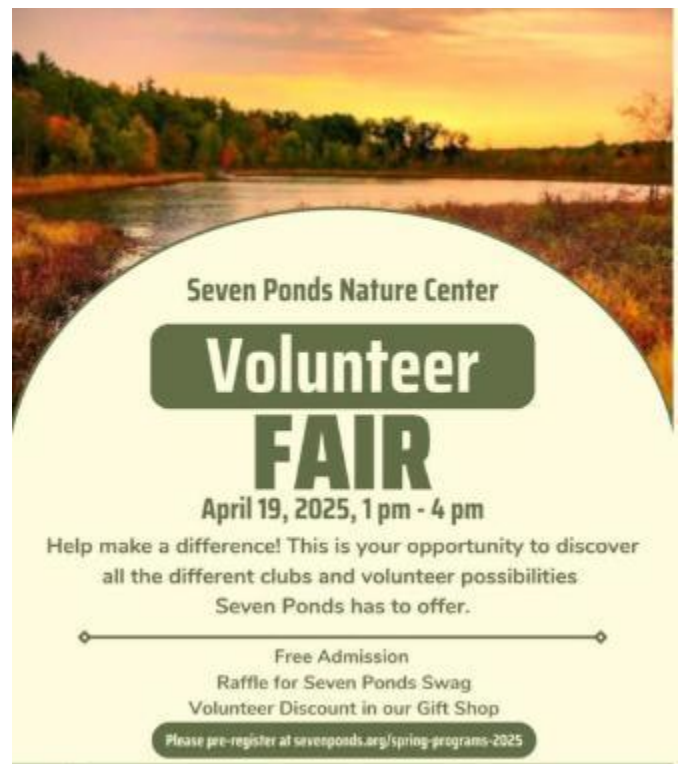


SPNC Volunteer Day - 4-19-2025



On April 19th, we were asked to have a few volunteers represent our photo club for the

Seven Ponds Volunteer Day. All the clubs were represented to the community to showcase what was available to join. Shannon Hinz, Germaine Finley, Kristin Grudzien and Dale Vronch represented the club and answered questions about what we do. We had several members of other clubs that stopped by as well as new people that wanted to talk and see examples of photos and ask about how the club operates. All the clubs were there and it was nice to see the support given for the Seven Ponds Nature Center.





Four Seasons of Macro by Mike Moats – 5/16/2025



As most (but not all) in the club know, we have a very talented member, Mike Moats. Mike is an international award-winning, professional macro photographer from Sterling Heights, Michigan and a dedicated member of our club. He has at various times given us private workshops, memberships to his international macro photography club ([tinylandscapes](http://tinylandscapes.com)) for us to raffle off and of course he also comes to our club to give talks that most people have to pay to get. At our May education meeting (3rd Friday of the month), Mike came and did his *Four Seasons of Macro* presentation.

In his talk, Mike took us beyond the bugs and flower macro shots. Yes, bugs and flowers have their time-honored place in macro but that can many times limit us to the warmer months only. What about the rest of the year when we sometimes struggle with what can we shoot? Mike had ideas for each season. He took us through the life cycle of plants, and opened our minds to numerous possibilities that were *gasp* not just flowers and bugs.

Critters!



Photo by Mike Moats

Don't forget about frogs, lizards, snakes and snails! Overlooked by great subjects.

Leaves – of course this subject is great in any season. Embedded in sand, snow or ice. Mike pointed out to pay attention to the type of day as that can make for some great reflections. Grey clouds make nice silver backgrounds and fall foliage can be very colorful.




Photo by Mike Moats

Look at the ground ... really look. There are beautiful abstracts in mud, slime, rock, tree roots, ice.



Photo by Mike Moats

Mike had a lot of inanimate objects as well to photograph when the weather was just too bad to go out. It was a well-attended event and he stayed to answer questions afterwards. Thanks, Mike, for a thought provoking and 'full of great ideas' presentation!!!!




GDCCC Monthly Print Competition - 5-22-2025

May was our club's chance to host the GDCCC Monthly Print Competition. Our club is quite a distance for many other clubs to travel but we had a good turnout for the competition, including a large contingent from our Windsor GDCCC friends. It was great to socialize with members from the other cubs and get our opportunity to judge both color and black & white prints. There is definitely a more intimate experience with prints versus digital photography. Attending a gallery, museum, or a print competition engages you a little deeper than just digital imagery.


There were a lot of beautiful prints to admire but below are a couple that scored the highest in Monochrome and Color.



ArielCombat by Tom Egel West Oakland Camera Club
First Place Advanced Division Score:26



Dust Storm by Donna Dobbs Motor City Camera Club
Salon Division First Place Score:26



Visual Journeys of Eric Seals – 6-20-2025



Eric Seals is a photo & video journalist at the Detroit Free Press and has been there since 1999. Eric came and spoke to our club about his experiences as a photojournalist and videographer.

Eric started his presentation with a quote from his mentor from the Detroit Free Press - "If you learn to shoot with your heart, you'll move people's souls!"

It's something he still thinks about and practices.

Eric is a passionate presenter and taught us how to really convey a story and connect to an audience. He told us to shoot wide, medium and tight. Wide - to show the setting-environment, medium - to show the subject in more detail, tight – to show the emotion and really connect the viewer. This combination really works; it pulls the viewer into the story, to feel a part of it and know where the pieces fit in.



Above is a picture of Eric describing a pivotal moment in his journey. He was involved in a major storm and could have waited in his car but instead

took the opportunity to document the emergency. He took the next step as well to personally drive downtown to get his images to the Detroit Free Press. Seize the moment! Eric also, told us not to be afraid to get dirty. If you need to be at eye level, then do that. You can wash your clothes later but if looking up is the viewpoint you need, then get down and take that shot.

Eric took us through several visual journeys and imagery storytelling for his various assignments on the Detroit Free Press. Documenting each assignment and experience was like putting together pieces of a puzzle. We (the audience) were shown

all the pieces that would make up the story – the where, when and how in visual form using the wide, medium, tight model. Each piece illustrated a connection to the subject – because as an audience, we like to be involved in order to care.

[Journey's](#) ranged from shootings, lost family and foul play, former local hockey player, hoarding, several Olympics, local entertainers and sporting events to shipwreck diving in the Great Lakes.

Through all of the stories, Eric showed us how important it was to not settle for one angle, to zoom with our feet and most of all – to be patient, be aware, be ready or you will miss the moment.



Photo by Eric Seals

The image above of the boy flying down the hallway of clouds is a perfect moment captured but Eric had to wait and look at a lot of visitors to the museum to capture the perfect reaction to the exhibit. Patience is key!

Sometimes we want to rush things but if he had rushed in his images or interviews; people would not be relaxed, moments would be missed, and true connections would not have been made.




Photo by Eric Seals

This image was another example of not only waiting but pre-planning. If you want to be successful, do a little leg work to help your odds. Eric from experience knew where Jared would likely look at the end of the game. There would be no redo on this moment, this was the NFC Championship. Eric would be in position and make sure there had some separation from Jared and the crowd and that he would have a good angle on Goff. He captured the joy and relief we all felt. The photo summed up the pride we all felt for our beloved Lions on a long overdue moment of victory. Finally! was the perfect headline that ran.

Eric even went over the all the gear he used and stayed to answer many questions. I think we would have all stayed another hour if Eric had continued talking as each story brought us into the moment and emotion. I know I represent our club when I say, "Thank-you, Eric". That was a memorable and informative evening

'Eric embraces the "Reach One, Teach One" philosophy & enjoys mentoring others around the country interested in this amazing profession! He's always there for people to help or answer any questions about photo & video storytelling.' (taken from his [website](#))

He can be reached at ericseals@gmail.com & followed on Twitter/Instagram as @ericseals.



2024 SPPC Membership Dues Raffles

At our May 2nd meeting, we had a drawing for a Case Logic camera bag and the winner was **Gaylene Barker**. At the May 16th meeting, we had a drawing for the tripod. The winner was **Susan Sedlak**.

Thank-you Patti de Marie for the donations of both the camera bag and tripod to the club and congratulations to the winners!



New and Returning membership:

SPPC dues are \$20 for one member and \$30 for a family or two living at the same address.

Pay online: Pay Seven Ponds Photo Club Membership

Or Pay at a meeting: Please put due payment in an envelope with member names and emails on it

New Members

Please welcome new members:

Ron Barrons

Jason Maxlow

Welcome to the club!

For Club Members

[Order 16" x 20" Prints for Competition from Jim Lewis](#)

1. Price is \$18.00 each includes sales tax.
2. You must size your image to 16" x 20" before uploading.
3. Prints need to be uploaded the Friday before our first meeting of the month.
4. Prints will be available for pick up on the first Friday of the month meeting.
5. Bring protection to transport your prints home.
6. Photos on this site will be deleted on the day of competition.



Photo Tips & Techniques


Bright Sun!

It's incredibly hot as I am writing this and I was thinking of all the hot summer photography that we do – car races & shows, air shows, boat races, hot air balloons, weddings or travel (when you can't always select the perfect time) are a few situations we might find ourselves. Most of these activities are done in bright sunshine – sometimes we get lucky and there is an evening or early morning opportunity. So how do you photograph in these conditions? Below are 2 articles that might help.

Below are some suggestions that can be applied to just about all of the above. See [7 quick tips for photographing outdoors in bright sunlight](#) by Jane Allen

1. Find shade – Look for solid shade, usually not dappled (i.e. Sparse foliage. If you have too, face your subject out to the light)
2. Use doorways – Avoid direct sunshine pouring onto your subject but rather have the doorway in the shade with indirect light on the subject)
3. Create shade – Umbrellas, beach towels, surf boards, etc. Watch out for color casting on your subject
4. Reflect the light – Place the sun behind the subject and reflect light back onto the subject
5. Create some light – Off camera flash
6. Shoot into the sun – Tricky but turn your subject away from the sun and shoot from the shade (make sure to shield your lens from direct sun or you will have a clouded image or lens flares.)
7. Use the angle of the light – Embrace the harsh light and shadows. Some architecture's texture or other features might be enhanced by the angle of the light.

Expanding on that last point – embracing the harsh light, here is an article written for using black and white photography for bright light and looking for situations where that high contrast enhances the image. [The Creative Photographer](#) says you can focus on architecture, scenes with active skies, interesting objects or scenes where color might make it too busy or simple compositions with strong shapes (a graphic image). Focus more on the shape, texture and detail shots.



GDCCC Update

Looks like we will have a 2025 GDCCC International Exhibition – called the Detroit Exhibition this fall. Dates will follow in the next issue and will also be posted on [our club Facebook page](#).

ENTRY FEES 1 section - \$10.00, 2 sections - \$15.00, 3 sections - \$20.00, 4 sections - \$25.00, 5 sections - \$30.00, 6 Sections - \$35.00 Entry fee is mandatory for all participants. FEES ARE IN US DOLLARS. No discounts are permitted.

SECTIONS: Color Open PID-C, Color Scapes, PID_C, Monochrome PID_M, Nature NA, Photo Travel PT and Photojournalism PJ


Also, the previous GDCCC sponsored classes were very well received so will be another couple GDCCC sponsored classes this fall.

2024 GDCCC DPD Competition Schedule

2/17-2/21 (images due 2/14)	Toledo
3/10-3/14 (image due 3/7) judge(online)	Seven Ponds
4/21-4/25 (image due 4/18)	Windsor
9/8-9/12 (image due 9/5)	West Oakland
10/6-10/10 (image due 10/3)	Livonia
10/27-10/31(image due 10/24)	Lapeer Area
EOY Competition	GDCCC chosen judges

2024 GDCCC Print Competition Schedule

3/28/24 (images due 3/24)	West Oakland
4/16/24 (images due 4/12)	Windsor
5/22/24 – Thursday (images due 5/18) We judge. Everyone is welcome to watch	Seven Ponds
8/28/24 (images due 8/24)	Motor City
10/7/24 (images due 10/3)	Grosse Pointe
11/11/25 (images due 11/7)	Oakland
EOY Competition	Oakland



SPPC Activities and Events

Upcoming Events

7-18, 8/1, 9/5 & 10/3/25 – 1st Friday Competition & Focus Topic Review Meeting 7-9pm

8-15 meeting – Speaker TBD (*watch for an announcement*)

9-19 – [Upstate New York Waterfalls](#) by Germaine Finley

10-17 – [Black and White Photography](#) by Bob Rentschler

11-21 – 2026-2027 SPPC Board Member Elections

Please let us know if you would like to be a board member

Email: 7pondsphotoexpo@gmail.com

Upcoming Virtual Workshops

[B&H Event Space \(Free Webinars\)](#)

[Hunts On-Line Classes](#)

Free Training


GDCCC Sponsored Training registrations:

[f64 Free Photoshop Tutorials](#)

[Photoshop Training Channel Tutorials](#)

Self-guided Trips

June 27 - 29	Michigan Challenge Balloonfest – Howel Michigan
June 28	PMAC Warbird Scale Airshow - Pontiac
July 11	Lavender Festival @ Blakes
July 14-19	St. Claire County 4-H and Youth Fair
July 22- 26	Eastern Michigan State Fair
July 26	Frankenmuth Antique Fire Muster
Aug 1-3	Frankenmuth Flower Festival
Aug 9-10	World Tournament of Historic Baseball
Aug 15	Armada Fair
Aug 16	Woodward Cruise
Aug 22-23	Metamora Country Days and Hot Air Balloon Festival
Sept 6-7	Old Car Festival
Sept 7	Run Wild for the Detroit Zoo



About SPPC

The Seven Ponds Photography Club, formed in 2009, the club was created to promote the advancement of photography as an art. The purpose of the club is to bring together like-minded people who are dedicated to the advancement of their skills by association with other members, through the study of the work of others and through spirited and friendly competition. The club exists to offer opportunities for all to share knowledge within the club and in the community, through exhibitions and programs that excite interest in the knowledge and practice of all branches of photography.

We meet the 1st and 3rd Friday of the month at 7:00 PM at Seven Ponds Nature Center

Visitors are always welcome at our meetings.

President	Jim Lewis
Vice President 1	LeeAnn McLaneGoetz
Vice President 2	Bobbie Lewis
Secretary	LeeAnn McLaneGoetz
Treasurer	LeeAnn McLaneGoetz
SPPC Website	LeeAnn McLaneGoetz
Digital Projection Division Manager(s)	Germaine Finley, Kristin Grudzien
Print Division Manager(s)	Kristin Grudzien
Competition Printing	Jim Lewis
Focus Topic Manager	Kristin Grudzien
Trip Manager(s)	Need more volunteers to help plan an outing
Trip Manager(s)	LeeAnn McLaneGoetz
Face book Manager	Kristin Grudzien
Fund Raiser Manager	Shannon Hintz
Library Manager	Need a volunteer
SPNC Activities Coordinator	Dale Vronch
Board Member	Stu Davis

Contact Information


Website <https://spnc.photoclubservices.com/>

Email 7pondsphotoexpo@gmail.com

Facebook <https://www.facebook.com/SevenPondsPhotography>



Address 3854 Crawford Road
Dryden, MI 48428-9776



Seven Ponds Photography Club is a proud member of the [Photographic Society of America](#) & [Greater Detroit Camera Council](#)