

The SPPC

Perspective



Highlights in this issue...

- About the Cover Image
- Member Spotlight
- Current & Upcoming Events
- Biannual Focus Topic Review
- Photo Tips & Techniques
- Feature
- & Much More...

October 2023

Photo by Jim Dietrich

Table of Contents

Page2	About the Cover Image
Page2	From the Editor
Page2	Member Sign Up
Page3	Member Spotlight
Page4	Metamora Hot Air Balloon
Page5	Black Hills of South & North Dakota
Page6	Ankley Farms
Page6	Bi-Annual Focus Topic Review
Page9	Feature - Diptych
Page10	SPPC Activities and Events
Page11	About SPPC

SPPC Members,

Currently, we are having meetings in person at Seven Ponds Nature Center on the 1st and 3rd Friday of each month. Keep checking the [7 Ponds Photography Club Website](#) for updates on upcoming meetings.


10-13-2023 – [SPPC Steel Wool Fun Shoot](#)

10-24-2023 - [SPPC Tillson Street Halloween Fun Shoot](#)

10-20-2023 3rd Friday Competition Night

11-3-2023 1st Friday Election Night & Pizza Party

11-4-2023 [SPPC Holiday Tabletop Shoot](#)
\$5.00 member fee \$13.50 catered lunch @ Eastern Michigan State Fair Grounds Imlay City



SPPC is looking for members to help in the following areas:

- ✓ Judge our monthly GDCCC competitions.
- ✓ Newsletter Contributions – submit articles on trips, techniques or product/gear reviews to germaine.sppc@yahoo.com
- ✓ Bring individually wrapped snacks.
- ✓ Setting up or taking down tables and chairs.
- ✓ Lead a photo outing, or fun shoot.

Email 7pondsphotoexpo@gmail.com to volunteer



Focus Topics – bi-annual review

September = Natural Light


October = Artificial Light

November = Color Theory

December = Zoom Burst and/or Light Painting

Starting in 2023, Focus Topic Reviews are being reviewed **at least** twice a year. Please post your images on our FB group [SPPC Member's Shared Images](#). Add **#focus topic name** to the comments. You can also email your images to 7pimages@zohomail.com or add your images via the Seven Ponds website via <https://spnc.photoclubservices.com/>


Note – this is encrypted for your added protection. There is nothing you must do to be encrypted.



About the cover photo

Congratulations to Jim Dietrich for taking this beautiful shot that really caught my attention this month and became the first cover image for our newsletter. Jim is one of our newer members and it is really great to see both seasoned and new members posting on the Shared Images FB page. It was hard to pick just one winner as there were a lot of great shots posted. Keep them coming!

Jim's description: "This was taken in Charlevoix County, Ellsworth at the Wooden Shoe Park. I shot with a Canon R5 and an RF 15-35mm, 2.8 lens on a tripod. The settings were SS 20 seconds, F2.8 and ISO 3200. The time was around midnight if my memory serves me. When the fog or steam started to form, I did a subtle light painting of it really for only like one second. The milky way was not very strong, so the added steam was a real blessing for this image. I was shooting with my brother from Charlevoix. I try to get up there to shoot with him as often as I can as I'm still working. I have 3 brothers who are photographers, and it is always special to shoot with them."



From the Editor

I want to thank the club members for all the interest, feedback and contributions that have been made this year. I was asked to enter our newsletter into a PSA newsletter competition and received some nice feedback. While we did not win an award in the competition, the judges had some very nice comments about our club newsletter. They said it looked like there was a lot going on in our club and that we highlighted the members' achievements very well. They especially liked the EOY article which went through all the winners along with their images and associated club member photo so we can identify better with our members and what they have done.

We also got some feedback for areas of improvement and some good suggestions for content. I am trying to incorporate some of the suggestions so the newsletter may be changing a little over the next few issues to get all that in. I hope you enjoy the new look and of course, if you want to contribute an article. Please email me @ germaine.sppc@yahoo.com. Thank you.

New Members

Please welcome new member:

Heather Hoey

Welcome to the club!



Member Sign Up

We have received a few questions on how to pay online. If you are unsure, checkout the following:

On the Seven Ponds website click on the [Pay Online](#) link. Then you will see the following and click on the button

Seven Ponds Photo Club Membership

05/01/2021 12:05 AM - 04/02/2023 11:55 PM ET

[Click here to register online](#)

It will bring you to your existing account with the Seven Ponds Nature Center. If you don't have one, create one or continue as a guest and fill out the required name, address, etc. fields. You will end up with a screen to check your info before pressing the **Complete Registration** button to proceed to the payment screen.

Payment

Payment method:

Credit Card E-Check

DISCOVER
 MasterCard
 VISA

You will be charged \$15.00.

Card: *

Card Number MM/YY

Press **Submit** and you will get a confirmation email



Member Spotlight – Bobbie Lewis

For those of you that do not know, Bobbie is one of our 2

Vice Presidents in the club and another long-time member. She joined Seven Ponds Photography Club after its first Expo. While she said she really didn't get into learning and exploring photography until later, she started when she was much younger with a Minolta Polaroid camera that her mom gave her. She knew then that she loved it and was designated the family photographer at all the get togethers. A Polaroid only had 10 pictures and the film was not cheap, so she tended to think out her shot carefully before taking it. Pictures then and now represented memories – of people, places, emotions, and special events. Her favorite pictures she ever took, even with all her awards, are pictures she took of her mom and dad. She now shoots a mirrorless camera – Nikon Z8. A far cry from the first Polaroid but some lessons learned carry on.

I asked Bobbie what made her really start getting into photography. She said after being Jim's gear Sherpa for quite a while, she would sometimes wonder (aloud) why taking a shot would take so long. Jim would respond that there was more to it than just snapping a picture. He gave her one of his cameras and some more detailed instructions and she started to really get interested. She said Jim



continues to inspire and challenge her and push her beyond what she originally thought she could do. She still assists Jim on his shoots, but now she is creating quite a few award-winning photos of her own. When I asked right now what she enjoys shooting the most, she replied – flowers.



Like most people I interview, I like to know what inspires them. Bobbie sweetly replied, everyone in the club. She said she gets inspiration from everyone – from looking at the different competition images, shared images and from the first Friday club speakers. She said she had learned to look at more details – from Mike Moats. Dale Vronch also gave a talk about intentional camera blur, and we have had guest speakers talk about photographing wildlife and lighting (our Boudour Photography 101 that turned in to Lighting 101 class). She remembered a talk that was given by Bob Rentschler, Photography Program Coordinator and Professor at Mott Community College, where he challenged his students to imagine the picture you want before you take it. What do you want your subject/focus to be and how to get that across to the viewer? I do remember Bob's talk and liked the way he told us how he challenged his students (take 20 different shots of the same subject); he told us how color worked, rules of composition and how to boldly break the rules by showing us examples of doing just that. I found this article that goes over a few things that Bob used with his students which Bobbie talk reminded me of - [10 Photography Exercises to Boost Your Skills](#). I had

forgotten about those lessons until Bobbie had reminded me of all the great speakers, we have had.

Outside of work and being a Sherpa, Bobbie became a Tribute Rosie in 2016. She was helping Jim with a Rosie shoot and was asked to join and answered the call. Ironically, that was part of what being a Rosie was all about. Women answered the call to go into the factories to work to help in the war effort. It was out of some's comfort zone, but they went.



Photo by Jim Lewis

Some women (like her maternal and paternal grandmothers) lived outside the urban areas and grew a [Victory Garden](#) to show support and to help prevent food shortages. Bobbie said she had another Rosie connection. She had a neighbor (Erma Carlson) when growing up that had been a Rosie at Willow Run. Amazing to think years later she would be photographing at that very airport not only some of the planes they build but the women that build them.

When I asked Bobbie where she got her photographic inspiration from, she said ... from all over. She said while she did not follow any one photographer, she admired Ansel Adams and would look at his work for Black & Whites. She also said she liked to go to Barnes & Noble (or library) and spend time there looking at the photography magazines. PSA also produces a magazine that she will look at for ideas. As for words of advice – she said never stop trying. She has spent years watching Jim and has learned photography is not as easy as it looks but that does not mean you have to stay locked in one way of doing things. Don't be afraid to try things. Some things will work for you and others won't. By trying, you will learn new things and maybe develop your next favorite

technique. We have the advantage of digital images today. You are not limited to 10 Polaroid shots.



Photo by Bobbie Lewis



Metamora Hot Air Balloon Festival Friday 8-25-2023

A promotional graphic for the SPPC Metamora Hot Air Balloon Photoshoot. It features the Seven Ponds Photography logo on the left, a colorful hot air balloon in the center, and the event details on the right: "SPPC Metamora Hot Air Balloon Photoshoot Fri 08-25-2023 Sat 08-26-2023".

While the photoshoot ran both Friday and Saturday, we had a nice turnout on Friday night and fantastic weather. We were not sure at first



Photo by Germaine Finley

that the launch would happen but fortunately for us, the balloonists got an all clear and the scramble to depart began. We had great seats right by the pavilion and were allowed to roam the field to take photos (carefully keeping out of the

way of the balloon crews and all the lines).



There was food available at the festival and several restaurants in town. We went to the White Horse Inn and were told that the balloons would be seen overhead later but of course, we went to the field for a closer view and all the camaraderie.

When the balloons took off, there were a lot of possible angles to shoot both on the field and off. A few of the club stayed at the seats and got some amazing shots of the lift off. So really, whether you like to wander or stay still, this is a great event.



John Brown treated the club to a presentation for our September first Friday meeting.



Photo by LeeAnn McLaneGoetz

In the presentation, John described his first time in the Black Hills of South Dakota in 2009 and his recent trip to North Dakota 2023/2022. This was a half-hour presentation on things to see plan, prepare, and photograph. Thank-you John for sharing your insight and photography.



Photo by John Brown



Black Hills of South and North Dakota Friday 9-1-2023 by John Brown



Ankley Farms Fun Shoot 9-12-2023


This was an impromptu photoshoot that happened due to Ankley Farms announcing the sunflowers had about 10 days left. That spurred LeeAnn and I to quickly set up a fun shoot. Before that day, Mike Moats produced a nice “*Early Preview*” video to entice a few more people to come. If you haven’t seen the video, click on the [link](#) and watch a very nice instructional video on shooting macro at Ankley Farms or see his [blog](#). Thanks Mike!



Before and After, Double Sunflower by Mike Moats. Taken @ Ankley Farms

We had a small group that met at the farm at 10 am after a brief rain. The skies provided a nice natural diffuser for us but as the day went on, the wind picked up. Overall, it was a great day for shooting and getting fresh flowers and vegetables.

Note – if you go to Ankley Farms to photograph in the fields, there is a charge of ~\$10. Bring a diffuser, tripod, backgrounds (see Mike Moat’s video on that) and boots as the fields can get muddy. I have discovered a stool is helpful as well.




Biannual Focus Topic Review 10-6-2023

Our October first Friday meeting was our second Focus Topic Review run by Kristin Grudzien. There were a lot of images and interesting stories about them shared.

Focus Topics covered were:

- May- Symmetry and/or Leading lines
- June- Negative Space and the Rule of Space
- July - Textures
- August- Fill the Frame
- September -Natural Light
- October - Artificial Light



#Texture Photo by Kathy Bolio




Element of Fire from the July Game Night by Tom Harpootlian

In addition to Focus Topics, we shared images from the July Game Night where we had teams solving puzzles and producing a group image based on

song lyrics. It was a fun night, and several images were shared including Tom Harpootlian's take on a Fire Element using the colors of fire and intentional camera movement.

We had a small group, but Jim used the extra time to talk about how to photograph the annular solar eclipse that was to happen on October 14th. [Learn how to Photograph the Annular Eclipse | DSLR, Telephoto Lens, Star Tracker Tutorial by Peter Zelinka](#) At the time, it was not certain if southeast Michigan would have clear skies, but Jim went over lens filters and of course precautions to protect both our eyes and camera from being fried.



Steel Wool Fun Shoot 10-13-2023



Photo by Tom Harpootlian

Friday the 13th of October was a great night for the steel wool fun shoot at the Eastern Michigan State Fair Grounds in Imlay City, Michigan. 13 members of the Seven Ponds Photo Club attended the night of spark photography. Steel wool photography involves using long exposures to capture the motion of hot embers flying through the night. This event starts by setting fire to a material called steel wool that is sitting inside a metal whisk. The metal whisk is attached to a chain and then some brave individual spins the burning wool around in the air sending glowing hot embers of steel wool fly out. The flying embers create orange/gold streaks of light which are captured by the camera. A special thank you to Jim Lewis for organizing the event and
Volume 6 Issue 5

Ian Kempf and David Daniels for lighting and spinning the steel wool for this event.

11/3/2023 SPPC 1st Friday Meeting -

A poster for the Seven Ponds Photography Club Board Elections. The poster has a dark background with a wood-grain texture. At the top, it says 'WE WANT YOU!' in large, bold, red and blue letters. Below that is a blue box with the text 'Seven Ponds Photography Club Board Elections' and a circular 'VOTE' button with stars. To the right of the box, it says 'Become a candidate today' and 'Vote November 3rd, 2023'. Below the box, it says 'We are looking for new Board members for 2024-2026' in red. The bottom section contains text encouraging all levels of photographers to join the board, stating the primary goals of board members, and providing contact information for nominations: 'Please send your nominations to: 7pondsphotoexpo@gmail.com' and 'For additional information contact a current board member, or email us at 7pondsphotoexpo@gmail.com'.

So why join the board? This was a question I asked myself before I nominated myself to join. I have been very glad over the last couple years that I did volunteer to join the board.

- ♥ I have become closer to other members by thinking of ways to grow and inspire the club.
- ♥ I have felt I have a little more control over the types of topics we discuss and the speakers we try to get.
- ♥ It has felt good to give back to a club that is helping me improve my photography.




Photo Tips

As some of us know, Photoshop has new requirements for their new PSCC software. AI is driving higher graphics requirements. See this [link](#) for a detailed list of what you will need, helpful if you need to get a new computer now.

New Offering for Club Members

[Order 16" x 20" Prints for Competition from Jim Lewis](#)

1. Price is \$16.00 each includes sales tax.
2. You must size your image to 16" x 20" before uploading.
3. Prints need to be uploaded the Friday before our first meeting of the month.
4. Prints will be available for pick up on the first Friday of the month meeting.
5. Bring protection to transport your prints home.
6. Photos on this site will be deleted on the day of competition.



GDCCC Update

The last Print competition is:

- 11/14/2023 Oakland
- 11/15/2023 EOY Print Judging @ Oakland

The last Digital competition is:

- 11/3/2023 Lapeer Area

New rules about Generative Fill (New AI Feature in Photoshop) are being added by GDCCC to clarify that all pieces of your image must be created by you and not from an AI tool. Exact wording will be voted on this month, and we will update the website with the new rules.

2024 GDCCC EOY Banquet Date Sat 1-27-2024

Club Venetian Hall, Madison Heights
11AM – 3PM

Tickets are \$40.00 pp
See Germaine Finley for tickets, please pay exact dollar amount or by check.

Feature - Diptych


For those that are not familiar with this technique, Diptych photography consists of a single photograph which is a combination of two images placed immediately next to each other to make an artistic statement or comparison. The photographs can be of the same subject, or they can be different; there are no hard and fast rules – they simply must be next to each other. They images can be either joined together or they can be separated by a border. The word itself comes from ancient Greek. Think of diptychs as collages. In some cases, three images are used but that is called a triptych. When placing the images next to each other, several tutorials show how color from one image should be repeated or an opposite color used, it was also suggested to try to have lines from one image extend into the other. See [How to Create Diptychs/Triptychs - part 1](#) and [How to Create Diptych/Triptych - part 2](#) for a good overview of what to look for and how to create them.



The first few I tried were simple same subject comparisons. The first was taken at the Michigan Central Train Depot.

The second image was taken on Labor Day 2023. I was walking the bridge and had just taken a quick photo looking straight down through the grating of the bridge, only to find a man doing the exact same thing.

Diptych is not a new art form. It has been around a long time, some pieces as old as 506 AD. See [Diptych Art – A Look at the History and Style of Diptych Artwork](#). I have given a couple examples here but for more examples plus some “how to’s” on create them, check out [Diptych Photography: What It is | 15 Great Ideas to Power Your Photos](#).



It's an interesting technique, try it and share one on our [FaceBook Shared Images page](#) 😊



SPPC Activities and Events

Upcoming Events

- 10-13-2023** – [SPPC Steel Wool Fun Shoot](#)
- 10-24-2023** - [SPPC Tillson Street Halloween Fun Shoot](#)
- 11-4-2023** – [SPPC Holiday Tabletop Workshop](#)

Upcoming Virtual Workshops


[B&H Event Space \(Free Webinars\)](#)

[Hunts On-Line Classes](#)

- 10-30 to 11-3-2023 – [David Cross: The Photoshop Virtual Summit 5](#)
- 11-14-2023** - [The Lake Superior Circle Tour with John Gregor](#)
- 12-13-2023** - [The Dollar Store Challenge: Creativity on a Budget](#)

Self-guided Trips

- 10/7-10/8, 10/14-10/15, 10/20-10/22/2023** [Zoo Boo](#)
- 10/5-10/8, 10/12-10/15, 10/19-10/22, 10/26-10/29/2023** [Hallowe'en in Greenfield Village](#)
- 10/20/2023** [Oxford Witches Walk](#)
- 10/21/2023** Open House BRUCE TOWNSHIP FIRE DEPARTMENT 223 E GATES ST., BRUCE TWP, MI 48065
- 10/28/2023** [Downtown Caseville Witch Walk](#)
- 11/23/2023** [America's Thanksgiving Parade](#)
- 11/21, 11/24-11/26, 12/1-12/3, 12/8-12/19, 12/15-12/17, 12/21-12/23/2023/2023** [Holiday Stroll at Canterbury Village](#)
- 11/18/2023** [Detroit Tree Lighting 7 pm](#)
- 11/30/2023** [Romeo Tree Lighting and Christmas Parade 7 pm Romeo Park](#)
- 12/1/2023** Washington Tree Lighting



About SPPC

The Seven Ponds Photography Club, formed in 2009, the club was created to promote the advancement of photography as an art. The purpose of the club is to bring together like-minded people who are dedicated to the advancement of their skills by association with other members, through the study of the work of others and through spirited and friendly competition. The club exists to offer opportunities for all to share knowledge within the club and in the community, through exhibitions and programs that excite interest in the knowledge and practice of all branches of photography.

We meet the 1st and 3rd Friday of the month at 7:00 PM at Seven Ponds Nature Center

Visitors are always welcome at our meetings.

2022/2023 Elected SPPC Board Members	
President	Jim Lewis
Vice President 1, Secretary, Treasurer	LeeAnn McLaneGoetz
Vice President 2	Bobbie Lewis
DPD & Print Managers	Germaine Finley/ Kristin Grudzien
Trip Managers	Tina Daniels/ LeeAnn McLaneGoetz
Focus Topic Manager	Kristin Grudzien
FB Manager & SPPC Apparel	Kristin Grudzien
Library Manager	Open Position
Newsletter Editor	Germaine Finley
Board Member	Stu Davis
Fundraiser Manager (new 9/2023)	Shannon Hintz *(new as of 9/2023)

Contact Information

Website <https://spnc.photoclubservices.com/>

Email 7pondsphotoexpo@gmail.com

Address 3854 Crawford Road
Dryden, MI 48428-9776



Seven Ponds Photography Club is a proud member of the [Photographic Society of America](#) & [Greater Detroit Camera Council](#)